

# IPv4 transfer, what's new?

Elly Tawhai

Senior Internet Resource Analyst/Liaison Officer, Pacific,  
APNIC

PacNOG 18 30-11-2015

**APNIC**

Issue Date: 29 November 2015

Revision:



# Overview

Current IPv4 Delegation practice

IPv4 sourcing strategy in AP

IPv4 transfer trends

APNIC's Vision:

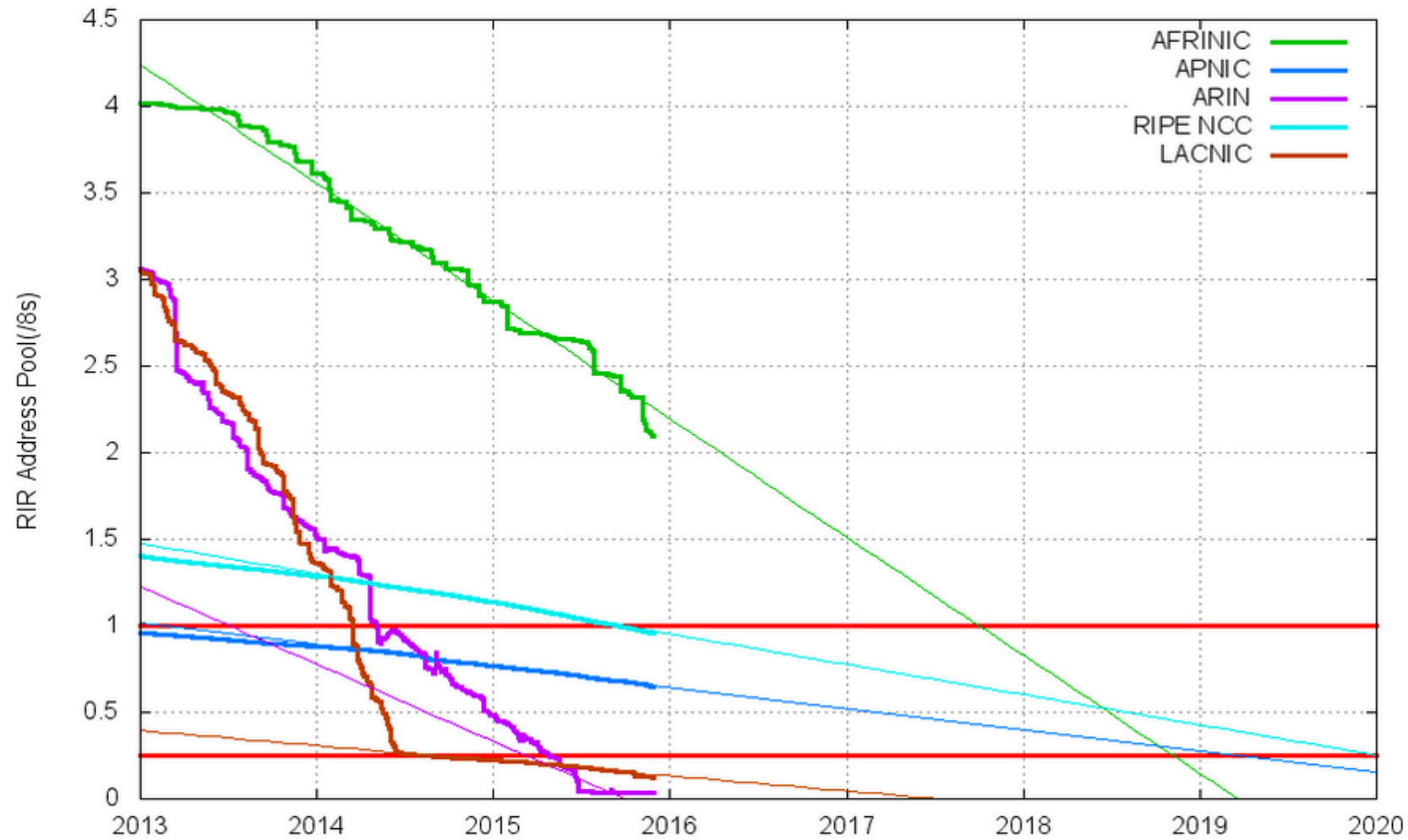
*“A global, open,  
stable, and  
secure Internet  
that serves the  
entire Asia Pacific  
community”*

# Current IPv4 Delegation Policy and Practice

- APNIC: Maximum /22 from final /8 (103/8) plus /22 from recovered pool for each Member
- RIPE NCC: Maximum /22 from the final /8 pool for each Member
- ARIN: Unmet requests waitlisted until address availability. Each Member can only have one request in the queue.
- LACNIC: Maximum /22 for each Member every 6 months
- AFRINIC: No change to IPv4 allocations process

# IPv4 Address Exhaustion

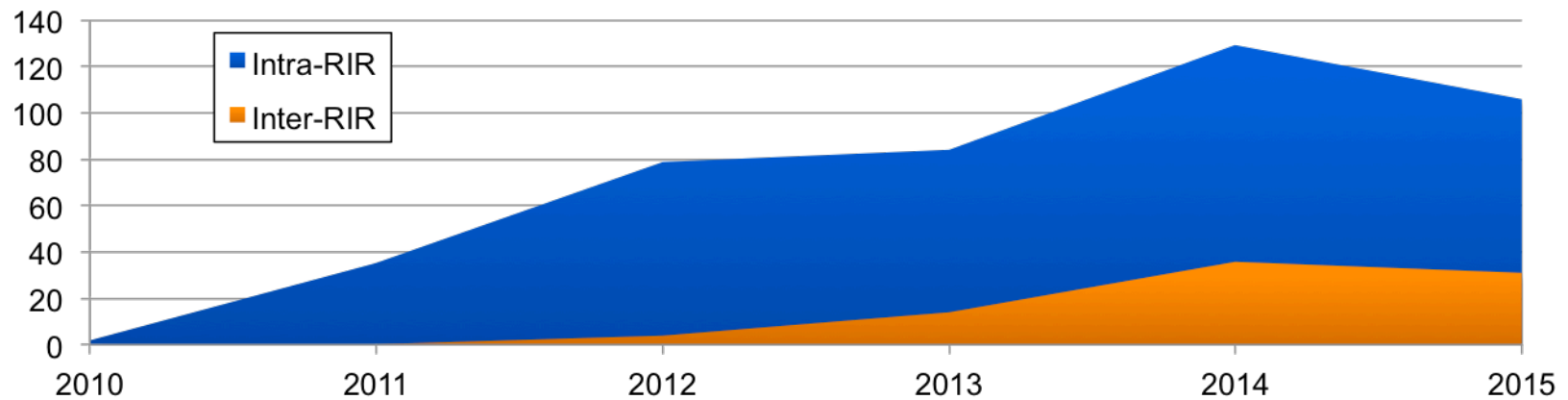
RIR IPv4 Address Run-Down Model



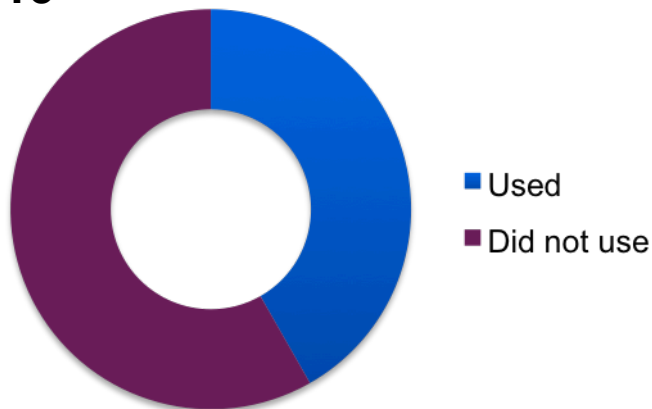
# IPv4 address transfer recap

- Transfer is allowed through:
  - Merger & acquisition
  - Needs based market transfer
- Needs based market transfer
  - The recipient (or buyer) must show evidence of need before a transfer can be registered by APNIC
  - Policy designed by the community to prevent hoarding

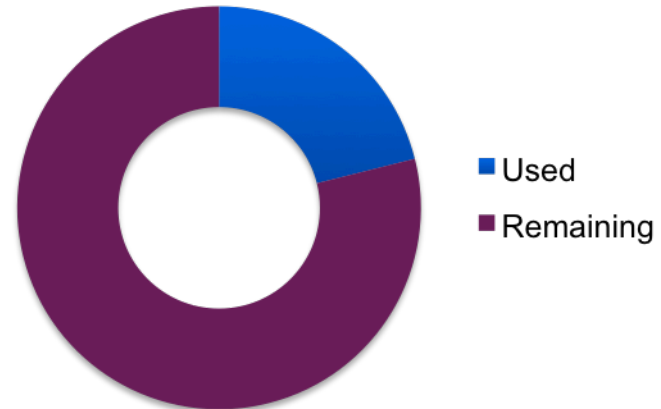
# Annual IPv4 Transfers



**2015**



Using listing service



Pre-approval usage

As at 31 Oct

# IPv4 sourcing strategy in AP

- If needing a large number of IPv4 addresses, consider market transfer by following these steps:
  1. Get pre-approval from APNIC
    - List on <https://www.apnic.net/pre-approval-listing>
  2. Find a source (seller or broker)
    - Check [apnic-transfer@apnic.net](mailto:apnic-transfer@apnic.net) mailing list
  3. Execute the transfer and register it at APNIC
- Have broker contract/agreement with a number of brokers
  - Agreed to comply with APNIC and other RIR policies to help people find address space
  - <http://www.apnic.net/transfer-brokers>

# Referral application

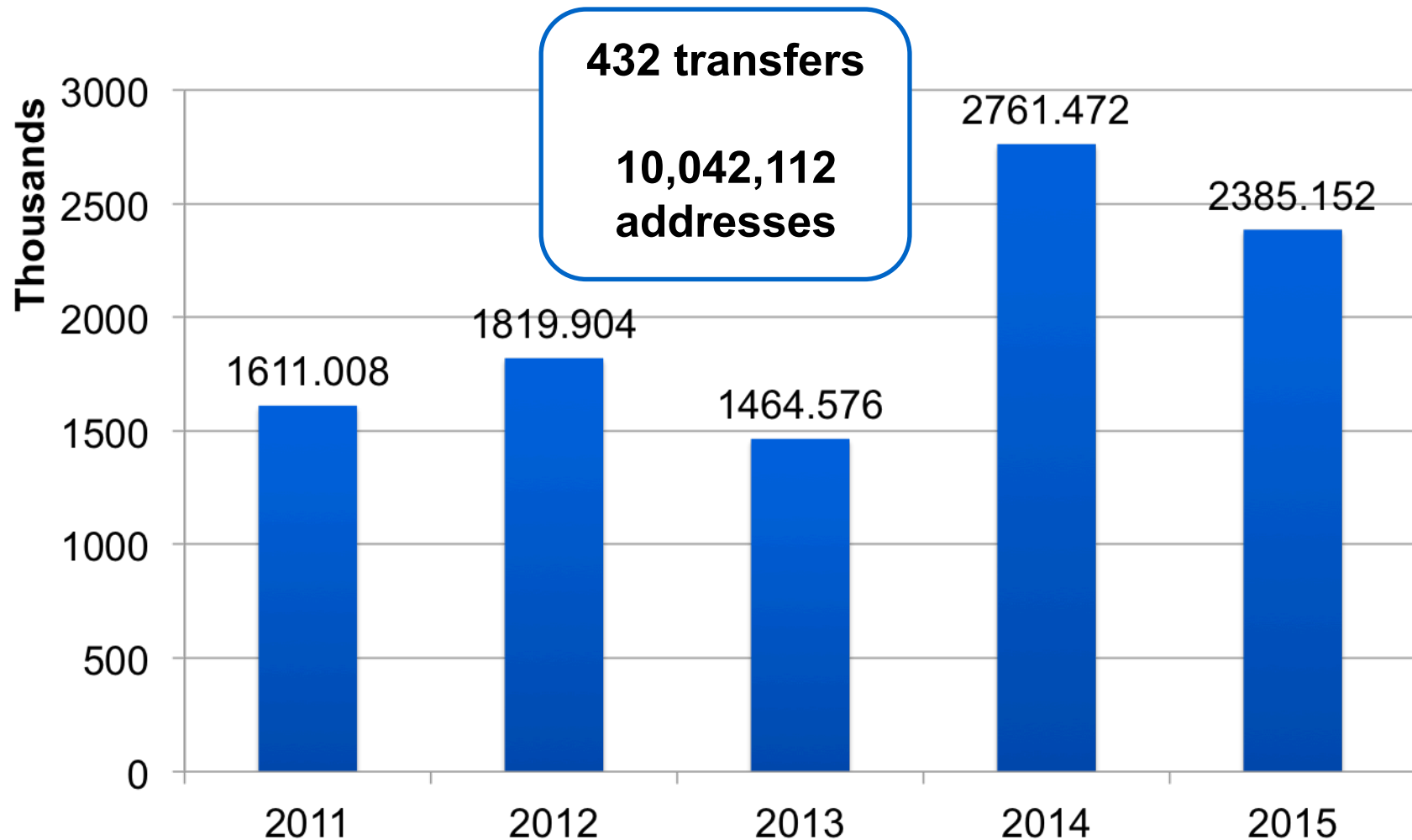
- If needing just a small amount of IPv4 addresses for your corporate customer, consider signing them up as an APNIC member
  - Get up to /22 from last block
  - And up to /22 from recycled pool
- Can grow network and customer base without depleting your IPv4 address pool
- As an existing member have knowledge of policies and procedures

# Referral application

The screenshot shows the MyAPNIC website interface. At the top, the header includes the MyAPNIC logo, a navigation bar with links like Home, Resources, Administration, Events, and Tools, and a status bar indicating the user is logged in as 'NonCorporate'. The main content area is divided into several sections:

- Hello Test!**: A sidebar section with links to 'My Profile' and 'Manage Contacts'.
- Membership details**: A section showing account information for 'MYAPNIC-TEST-AP', including an expiry date of '2020-02-28' and a tier of 'very small'.
- APNIC Digital Certificate**: A section with a link to 'Get your certificate now' and a small icon of a certificate.
- Welcome to MyAPNIC**: The main heading for the user's dashboard.
- Call for nominations to the APNIC Executive Council now open**: A prominent announcement box with the date '(2014-01-06)' and details about the election process, including a link to the 'online nomination form'.
- Use MyAPNIC to**: A section with a list of actions, where the first item, 'Complete a referral application for a customer', is highlighted with an orange box.
- Useful links**: A sidebar section with various utility links such as 'Using MyAPNIC', 'IRT object guide', 'IP address calculator', 'Reverse DNS troubleshooting', 'Training', 'How to create a Route object?', 'Annual membership fees calculator', and 'Click for Live Support'.
- News**: A section at the bottom with a date '28-01-2014' and a headline 'APNIC Executive Council unanimously supports Montevideo Statement'.

# Market Transfers Between APNIC Accounts

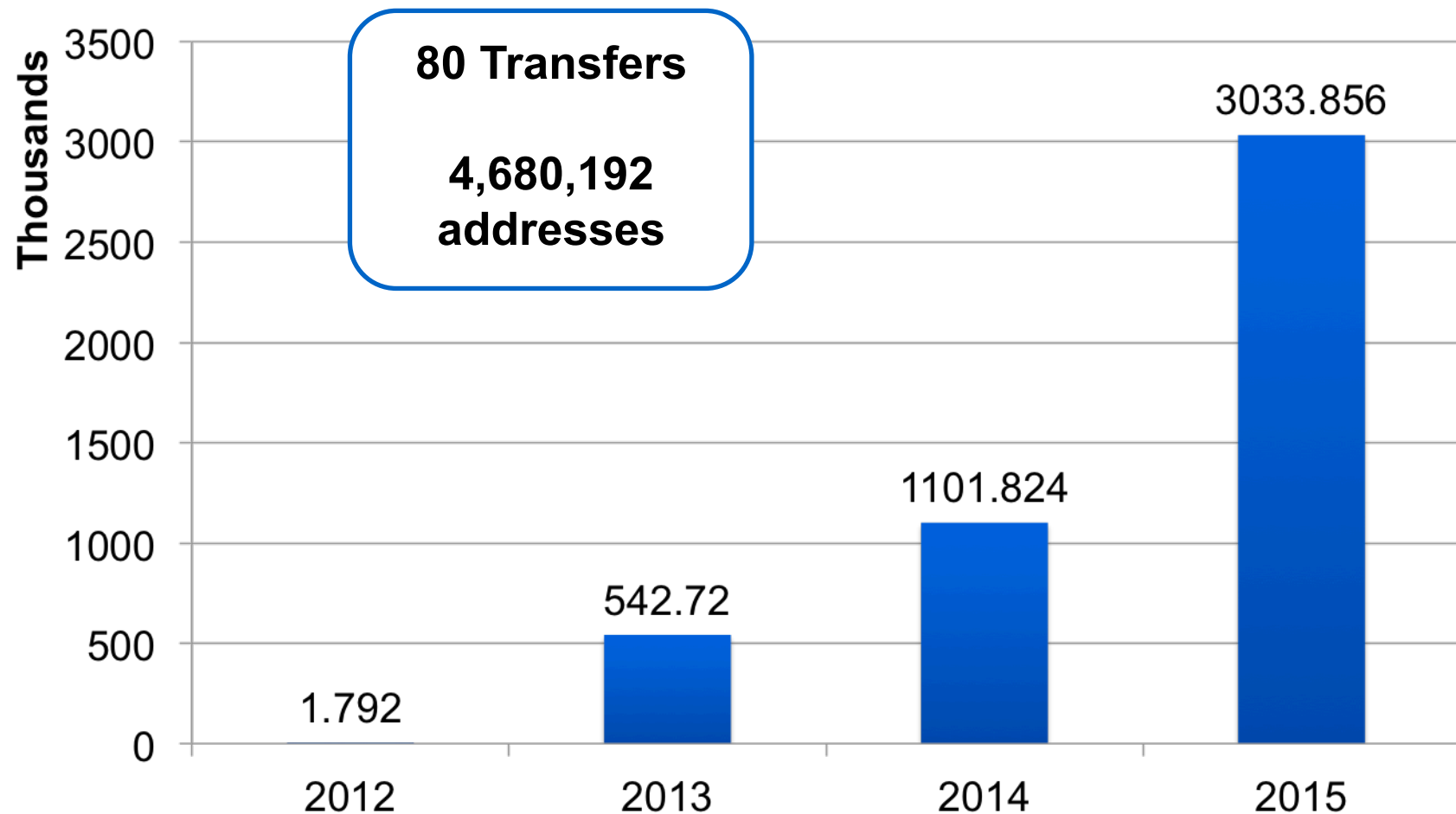


As at 11 November

# Which RIR allows IPv4 inter-RIR Transfers?

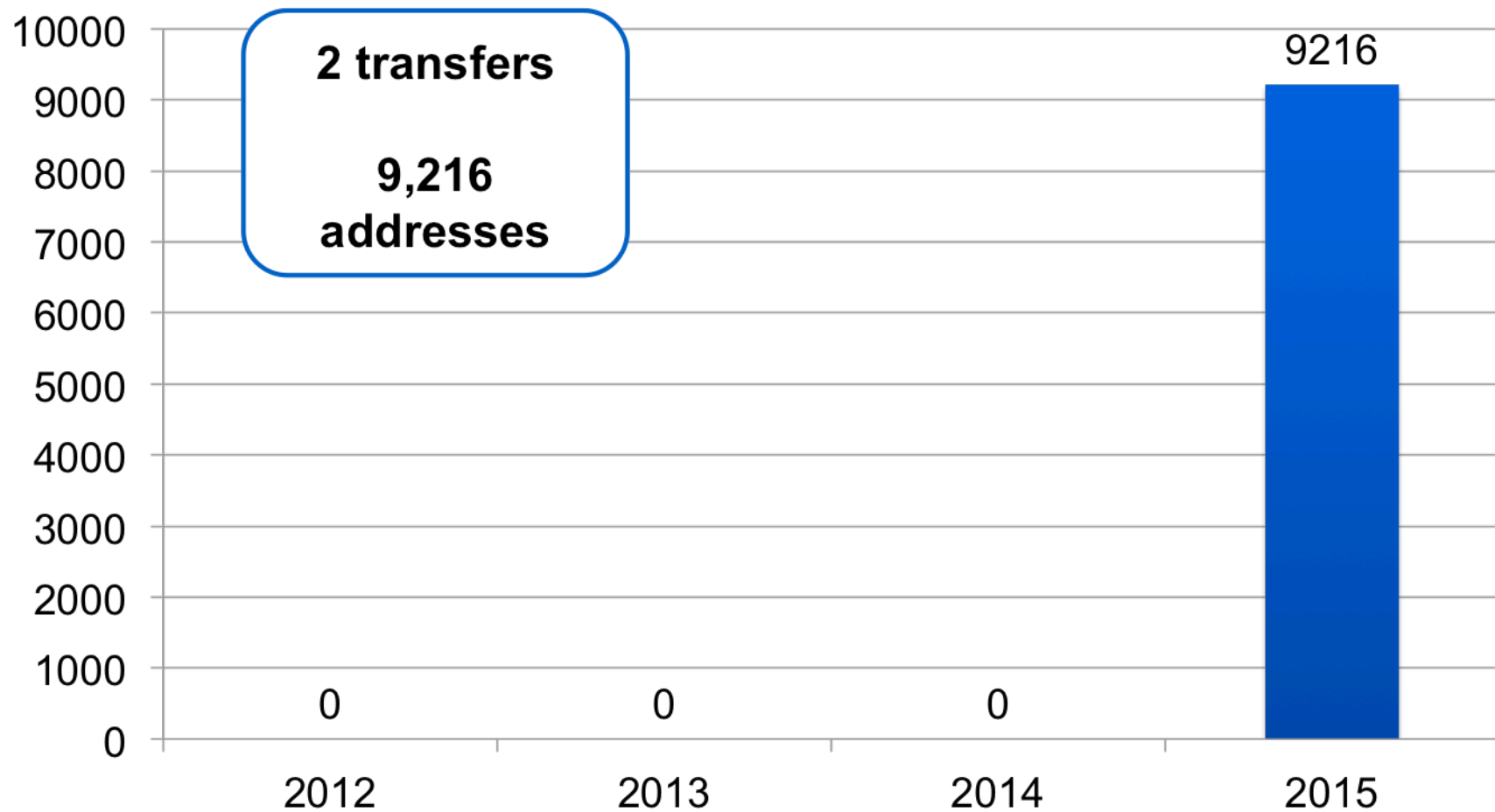
- APNIC and ARIN implemented inter-RIR IPv4 transfer policy
  - Majority of IPv4 transfers from ARIN to APNIC region
  - Three transfers from APNIC to ARIN region
- RIPE NCC implemented inter-RIR IPv4 transfer policy
  - As of end of August 2015

# Inter RIR transfer – From ARIN to APNIC



As at 11 November

# Inter RIR transfer – From APNIC to ARIN

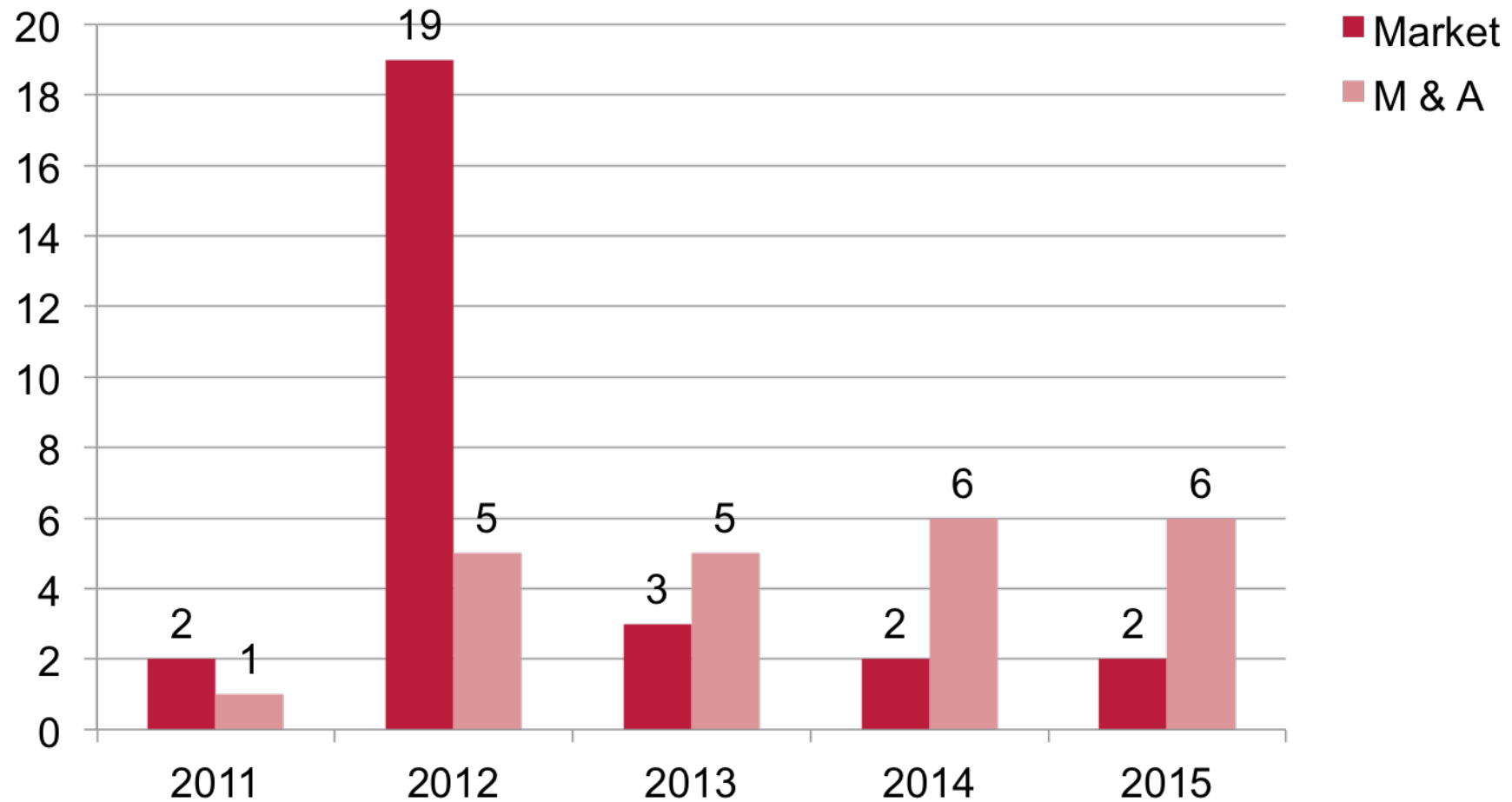


As at 11 November

# IPv4 Transfer trends

- Final /8 policy implemented April 2011
  - No policy restrictions on transfers
- Needs base evaluation implemented November 2011
  - prop-96
- Transfer fees implemented in 2013
  - Began questioning transfers within one year
- Current IPv4 evaluation practice
  - IPv4 delegations based on one-year requirement
  - Requestors asked to confirm not to transfer IPv4 address space within one year

# Delegations from 103/8 transferred within a year



As at 11 November

# Get involved in the policy process



# You're Invited!



**APRICOT 2016**  
**APNIC 41**



**AUCKLAND  
NEW ZEALAND**  
15 – 26 February 2016

APRICOT 2016, Auckland, New Zealand  
15-26 February 2016

**2016.apricot.net**

**APNIC**



# Thank you

[elly@apnic.net](mailto:elly@apnic.net)

**APNIC**

